

AMS Range of Moulded Case Current Transformers



Technical Data:

Class 1.0

600 Volt

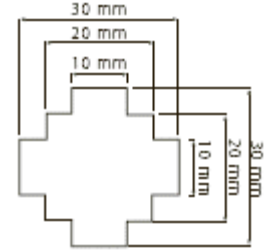
50 – 60 Hz

AMS 30





- 50/5 Amp 2.5VA
- 100/5 Amp 2.5VA
- 150/5 Amp 5.0VA
- 200/5 Amp 5.0VA
- 250/5 Amp 5.0VA
- 300/5 Amp 5.0VA

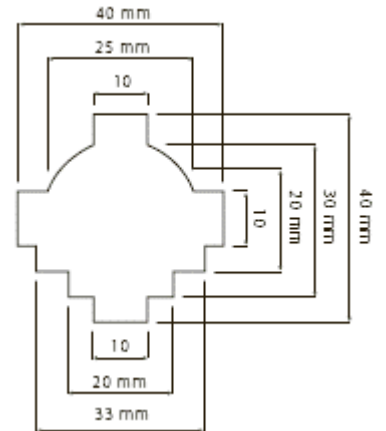
Inside Dimensions





AMS 40



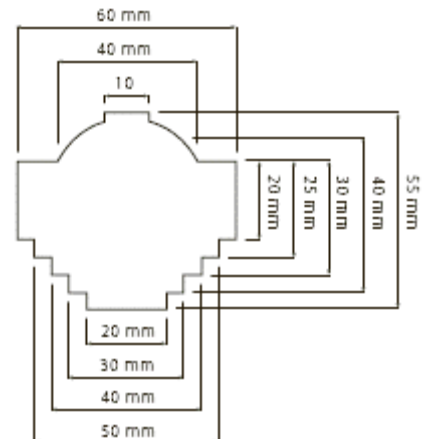
- 150/5 Amp 5.0VA
- 200/5 Amp 5.0VA
- 250/5 Amp 5.0VA
- 300/5 Amp 5.0VA
- 400/5 Amp 5.0VA
- 500/5 Amp 5.0VA




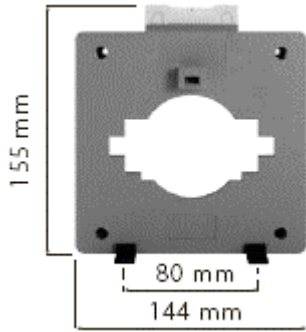
AMS 60



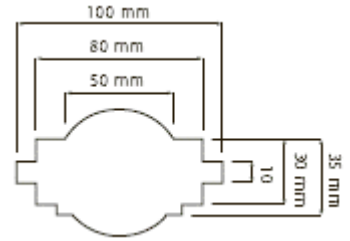
- 400/5 Amp 10.0VA
- 500/5 Amp 10.0VA
- 600/5 Amp 10.0VA
- 800/5 Amp 10.0VA
- 1000/5 Amp 10.0VA
- 1200/5 Amp 10.0VA





AMS 100



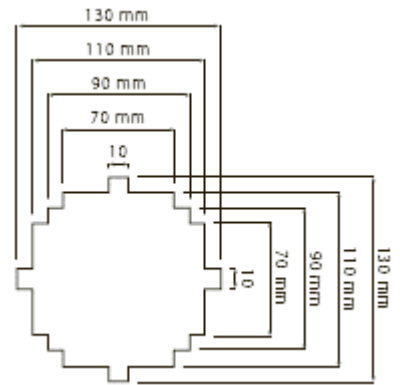
- 800/5 Amp 15.0VA
- 1000/5 Amp 15.0VA
- 1200/5 Amp 15.0VA
- 1500/5 Amp 15.0VA
- 1600/5 Amp 15.0VA
- 2000/5 Amp 15.0VA
- 2500/5 Amp 15.0VA
- 3000/5 Amp 15.0VA



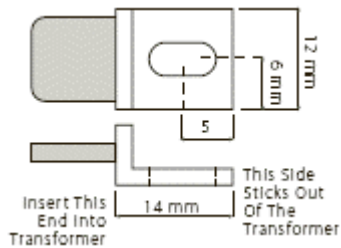
AMS 130



2000 – 4000 Amp on
Special Request
Please call us with your
requirement



Standard Plastic Foot For Each Transformer



NewFound Energy Ltd

Park View House - Worrall Street - Congleton - Cheshire CW12 1DT

Tel: +44 (0) 1260 290151 Fax: +44 (0) 1260 290811

e-mail sales@newfound-energy.co.uk

www.newfound-energy.co.uk